PROXIMITY INDUTTIVO
- Sensibilità nominale Sn= 1 mm
- Tensione alimentazione 18-30 V
- Isteresi max. H = 10 %
- Corrente uscita Ie = 100 mA
- Custodia filettata M5 x 0.5
- Uscita a connettore M8 x 1
- Coppia serraggio max. 2 Nm
- Compatibilità EMC secondo EN60947-5-2

INDUCTIVE PROXIMITY SENSOR
- nominal sensing distance Sn= 1 mm
- supply voltage 18-30 V
- max hysteresis H = 10 %
- rated operational current Ie = 100 mA
- housing diameter M5 x 0.5
- connector M8 x 1
- tightening torque max 2 Nm
- electromagnetic comaptibility according to EN60947-5-2

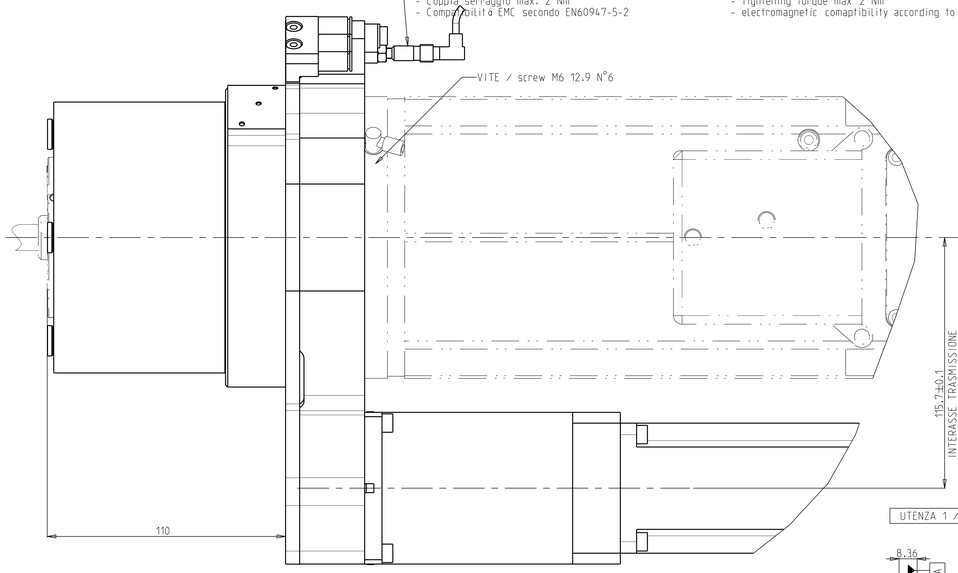

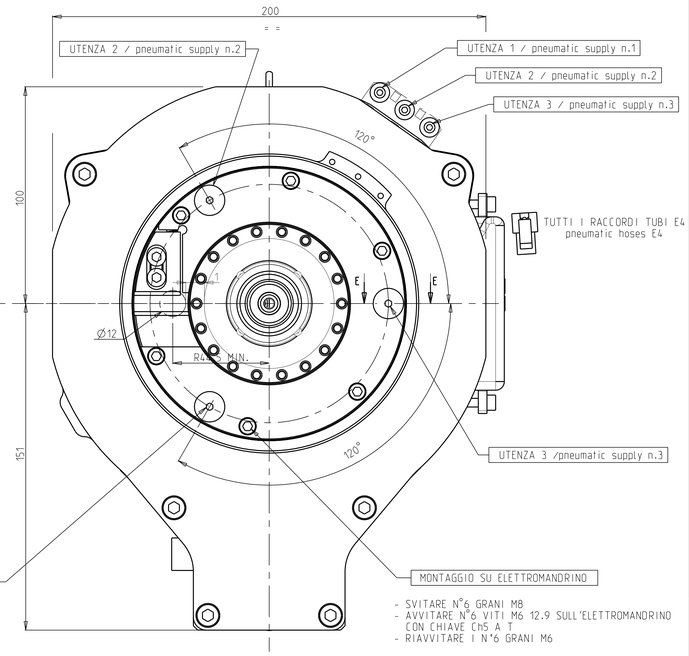

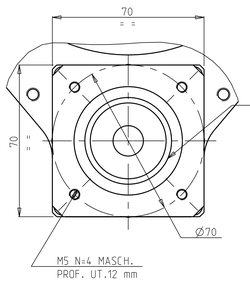

FLANGIA FISSAGGIO SERVOMOTORE
servomotor assembly

FLANGIA PER SERVOMOT. YASKAWA SGMEV-03DDA61
COPPIA NOMINALE 0.95 Nm
YASKAWA SGMEV-03DDA61 mounting plate
nominal torque 0.95 Nm

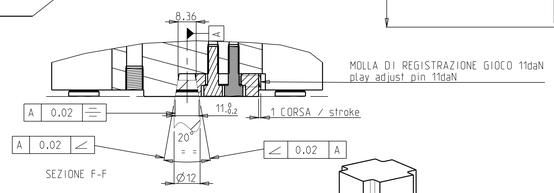

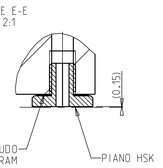

RIFERIMENTO REGISTRABILE ASSIALMENTE
axially adjustable reference pin

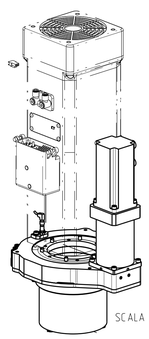

POSIZIONE 1 / assembly position n.1

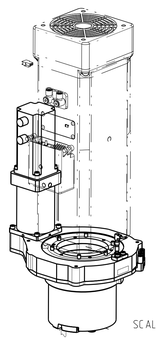

POSIZIONE 1 / assembly position n.2

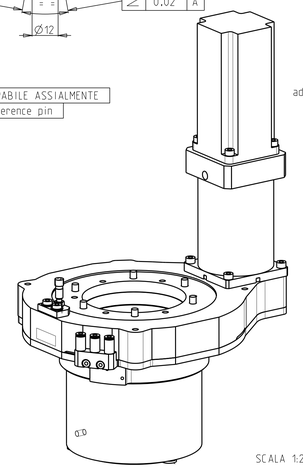

POSIZIONI DI MONTAGGIO
mounting positions

DATI TECNICI PRINCIPALI / technical features	
RAPPORTO RIDUZIONE TOTALE / total reduction ratio	1:100
PESO / weight	14.0 Kg
COPPIA NOMINALE SERVOMOTORE / nominal servomotor torque	0.95 Nm
COPPIA DI SPUNTO SERVOMOTORE / max servomotor torque	3.82 Nm
VELOCITA' NOMINALE SERVOMOTORE / nominal servomotort speed	3000 rpm
VELOCITA' MASSIMA SERVOMOTORE / max servomotor speed	5000 rpm
GIOCO DI INVERSIONE MASSIMO / backlash	0.07°

INTERASSE PERNO Ø12 A R44,5

center to center distance between spindle and Ø12 pin 44.5

SERVOMOTOR MODEL YASKAWA SGMEV-03DDA61

Caratteristiche tecniche non evidenziate vedere Procedura DQ 2.003 Rev.1
Il mancato o tardivo ritiro di copia la griglia di questo disegno con diritto di rendere comunque nota a terzi senza la nostra preventiva approvazione

tolleranze per lavorazioni alle macchine utensili										Altre tol. gen. capitolato tecnico SCM LTDI.				
grado IT	dimensione	fino a 3	3-6	6-30	30-120	120-400	400-1000	1000-2000	oltre 2000	.....	.../.../...	.....		3
UNI EN 22768-1	lavorazioni	±0.1	±0.1	±0.2	±0.3	±0.5	±0.8	±1.2	±2.0	.....				
grado K	tol. di forma	fino a 100	100-300	300-1000	1000-3000	diametro albero	diametro foro	smussi	localizzazione	.....				2
secondo UNI EN 22768-2	⏥	lavor.	0.2	0.4	0.6	0.8				.....	.../.../...	.....		
	//	lavor.	0.4	0.6	0.8	1.0	h 11	H 13	0.5x45°	.....				1

CF	Scala	Massa (Kg)	Aspetto superficiale	.....	.../.../...	.....
CF2	1:1	57.60	Schema	Modifica N° Mod.	Data	Firma
Data 08/11/16	Firma G.Franchino		Materiale Composto	HITECO Hydro Technical Engineering		
Modifica .../.../...	Firma .../.../...					

ASSE C 3 UTENZE HSH63F NL SERV. YASKAWA

N° 29L0350018E